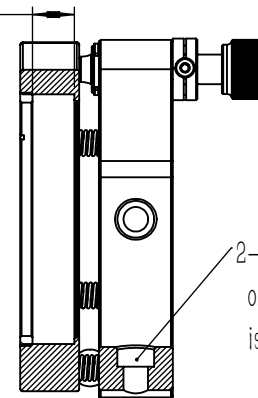


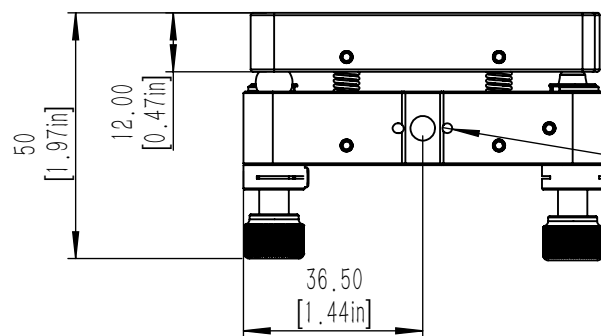
Install $\varnothing 50.8\text{mm}$ [2 in] optical lens,
max thickness is 8.5mm[0.34 in].
A SM2 snap ring is included.

8.50
[0.34in]
Maximum lens thickness

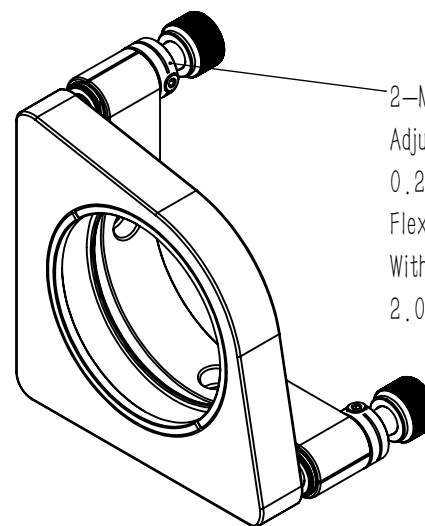


2-M4 cylindrical head screw
or M6 set screw
is used for fixing the spectacle frame.

Cross section C-C



4- $\varnothing 2.00$
Locating pin hole



2-M6X0.25 adjusting screw,
Adjustable angle range $\pm 4^\circ$,
0.24° per turn,
Flexible locking,
With knob,
2.0 mm [5/64 inch] hexagon wrench hole

DRAWING PROJECTION			EMHS50.8-2B		Zolix			
	NAME	DATE						
DRAWN	NIC	10th/June/2025	Standard optical adjustment mount		MATERIAL	WEIGHT	SCALE	REV
APPROVAL	DICK	10th/June/2025			FOLLOW THE PARTS	0.2	1.3.2	V1
THE DRAWINGS ARE ONLY FOR TYPE SELECTION INFORMATION					shop.zolix.com.cn			